



EUROBLOC[®] VT9-10-11-12

Electric wire rope hoist
for loads of
10,000 to 250,000 kg



www.verlinde.com

 **VERLINDE**
LIFTING EQUIPMENT

Réf : 09 2014 126 UGB

EUROBLOC[®] VT9-10-11-12

Electric wire rope hoist for loads
of 10,000 to 250,000 kg




The EUROBLOC VT family is now extended with the VT9-10-11-12.

This range of electric wire rope hoists makes it possible to provide technical responses to your search for :

- > greater lifting capacity (from 10 to 250 tonnes).
- > Lifting height (up to 103.6 m).
- > Group use (ISO classification up to M6).
- > Lifting speed.
- > Speed control (variable speed drive).

► Technical characteristics

- > High performance hoisting motor.
- > Variable lifting speed drive with closed loop technology.
- > Variable speed drive for travelling.
- > Lifting motor with encoders.
- > High safety hoisting and travelling brake (disk brake).
- > High-performance cast rope guide.
- > 4 step gear limit switches for lifting.
- > Double safety system for end of travel lifting (limit switches with detection of top and bottom position together with a limit switch tripped by the rope lead-off).
- > 2 steps travelling limits switches included as standard.
- > System for monitoring the state of the hoist : MT2.
- > Lubrication unit (as an option).
- > Intelligence brake monitoring by inverter drive with detection of the load slip or blocking.
- > Overload protection.
- > IP55 components.
- > F/H class of hoisting motor insulation, IP55 protection.
- > Thermal protections on the lifting and travelling motors.
- > "Ready-to-use" connection units. MT2 to be configured on the site.
- > Connection units with interior lighting.
- > 108 dB horn.
- > PLIOTEX cable marking.
- > Epoxy resin painting (thickness : 120 µm).



Set of 6 control
panels

Product advantages

- > Rapid and variable lifting speed (by closed loop inverter technology).
- > Centred lifting concept.
- > Large load capacities avoiding the use of twin hoists.
- > The optimum positioning of the wheels on trolley enables a better load distribution on supporting structure.

- > An innovative cable guide system makes it possible to reduce the stress on the cable and in this way to extend its life cycle.
- > The very large drum diameter enables :
 - an increase in the life cycle of the lifting cable
 - a reduction in the rail gauge and hook approaches to optimise the area needed for the winch's operation.

Lifting drum

The pulley/drum ratio and cable diameter enable the life cycle of these components to be considerably increased.

Top running end Carriage

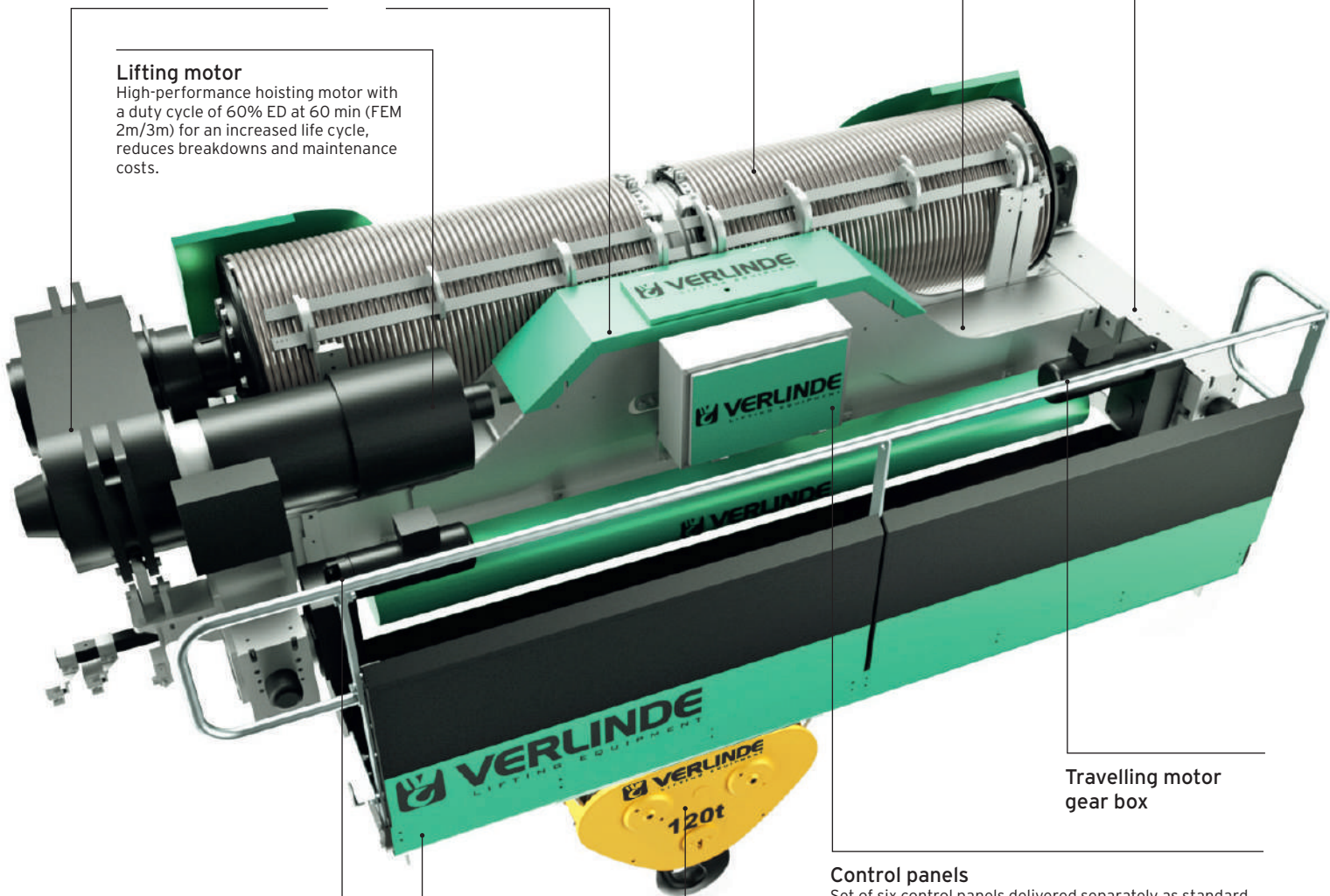
Lifting gear box

Reeving pulleys

Lifting motor

High-performance hoisting motor with a duty cycle of 60% ED at 60 min (FEM 2m/3m) for an increased life cycle, reduces breakdowns and maintenance costs.

Traversing beam



Travelling motor gear box

Control panels

Set of six control panels delivered separately as standard for a better response to the subsequent options and perfect integration into the crane kit. Control panels fitted in the factory with lighting for easy and safe access to the electrical installations during assembly. Integration facilitated in the overhead travelling crane.


Travelling motor gear box
Standard variable speed drive
To reduce the maintenance operations and to reduce repair energy consumption
Gentle acceleration and deceleration to optimise productivity.
High-performance travelling motor with a duty cycle of 60% ED to increase the motor's life cycle and to reduce maintenance costs.

Lifting hook

Additional end of lifting travel activated by the hook block for greater safety in use.

Maintenance platform (option)

For perfect integration with the hoist.



Speed variation when lifting and travelling

Variable speed inverter with "closed loop" technology for optimum loading handling thanks to the extremely slow micro-speeds.
High safety level through continuous speed monitoring.
Variable travelling speed drive to reduce maintenance operations and to reduce repair energy consumption.
Gentle acceleration and deceleration to optimise productivity.
Coder on the hoisting motor.

Inclined reeving pulleys

Their slightly inclined positions enable the life of the lifting rope to be increased, to reduce the wear on the deflecting pulley and to optimise the dimensions of the hoist and the lifting height.




Lubrication (lubrication points) centralised as an option

Easy and rapid access to the lubrication points. In this way, the lubrication process is made safe (no lubrication point will be "forgotten").
Reduced maintenance operation times and reduction in repair costs.

Hoist supervision with monitor system (as standard) : MT2

Monitoring the hoist's state increases its safety for use. This technology already proven on EUROBLOCK VT is compatible with the standard auxiliary hoists in the VT series.
High level of safety.



Options available

- > Fixed maintenance platform.
- > Second lifting brake.
- > An ESR speed management system depending on the load (high speed for moving a small load).
- > Remote radio control system.
- > Sound warning system (horn at 120dB).
- > Area lighting.
- > Ramshorn hook.
- > Stainless steel electrical cubicle.
- > Heating system for the lifting and travelling motors.
- > Heating system for electrical cubicles. (lifting, translation, travelling).
- > Heating system for the push button box.
- > Ventilation system for electrical cubicles (lifting, translation, travelling).
- > Anti-derailment system for the hoist trolley and the bases of the overhead travelling cranes.
- > Guidance system for the hoist trolley's wheels.
- > Crash-protection system for the overhead travelling crane.
- > Protection from the rain.
- > Rope pressure roller.
- > Fixed version available.
- > Hoist sold without electrification.
- > Dedicated overhead crane kit available (end carriages, electrification, etc.).

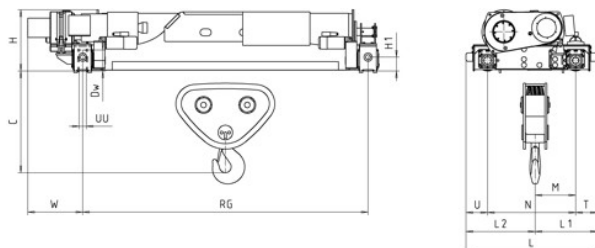


The range

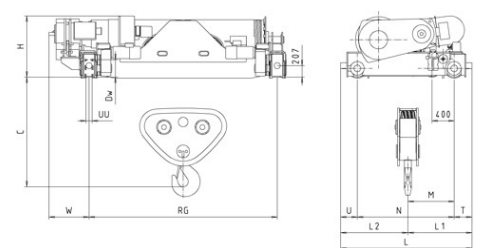
Hoist type	Load (kg)	Group FEM/ISO	Lifting height (m)						
			Rail gauge (mm)						
			2400	2700	3400	4200	5300	5800	6500
VT9 22	10000	3m/M6	39.8	-	62.3	80.3	-	-	-
	12500	2m/M5							
VT9 23	15000	3m/M6	26.5	-	41.5	53.5	-	-	-
	20000	2m/M5							
VT9 24	20000	3m/M6	19.9	-	31.2	40.2	-	-	-
	32000	1Bm/M3							
VT9 25	25000	3m/M6	15.9	-	24.9	32.1	-	-	-
	40000	1Bm/M3							
VT9 26	30000	3m/M6	13.3	-	20.8	26.8	-	-	-
	48000	1Bm/M3							
VT9 28	50000	2m/M5	10.0	-	15.6	20.1	-	-	-
	63000	1Bm/M3							
VT10 24	32000	3m/M6	19.3	-	30.9	40.2	-	-	-
	50000	1Bm/M3							
VT10 25	40000	3m/M6	15.4	-	24.7	32.1	-	-	-
	63000	1Bm/M3							
VT10 26	50000	3m/M6	12.9	-	20.6	26.8	-	-	-
	75000	1Bm/M3							
VT10 28	80000	2m/M5	9.7	-	15.4	20.1	-	-	-
	100000	1Bm/M3							
VT11 24	50000	3m/M6	-	21.3	29.5	38.9	51.8	-	-
	80000	1Bm/M3							
VT11 25	63000	3m/M6	-	17	23.6	31.1	41.4	-	-
	100000	1Bm/M3							
VT11 26	80000	3m/M6	-	14.2	19.7	25.9	34.5	-	-
	125000	1Bm/M3							
VT11 28	125000	2m/M5	-	10.6	14.8	19.4	25.9	-	-
	40000	3m/M6							
VT12 22	50000	2m/M5	-	-	55.6	74.5	100	112	129
	63000	3m/M6							
VT12 23	80000	2m/M5	-	-	37.1	49.6	66.9	74.8	85.8
	100000	2m/M5							
VT12 24	125000	1Bm/M3	-	-	27.8	37.2	50.2	56.1	64.3
	125000	2m/M5							
VT12 25	160000	1Bm/M3	-	-	22.2	29.8	40.1	44.9	51.5
	160000	2m/M5							
VT12 26	190000	1Bm/M3	-	-	13.9	18.6	25.1	28	32.2
	200000	2m/M5							
VT12 28	250000	1Bm/M3	-	-	18.5	24.8	33.5	37.4	42.9
	250000	1Bm/M3							

Dimensions

EUROBLOC VT 9-10



EUROBLOC VT 11-12



Hoist type	Dimensions [mm]										Wheels [mm]		C [mm]			Weight* [kg]			W'' [mm]	
	H	HI	M	N	L	L1	L2	T	U	Dw	Max UU	RG - Rail gauge (mm)			RG - Rail gauge (mm)			N	S	
												2400	3400	4200	2400	3400	4200			
VT9 22	729	-	579	1050	1642	875	767	296	296	250	86	1315	1250	1250	4290	4850	5290	455	540	
VT9 23	729	-	529	1050	1642	825	817	296	296	250	86	1285	1130	1250	4320	4890	5310	455	540	
VT9 24	729	-	532	1050	1642	828	814	296	296	250	86	1200	1045	1045	4200	4770	5200	455	540	
VT9 25	729	-	513	1050	1642	809	833	296	296	250	86	1370	1215	1215	4470	5030	5460	455	540	
VT9 26	729	-	483	1050	1642	779	863	296	296	250	86	1370	1215	1215	4510	5080	5510	455	540	
VT9 28	729	-	452	1050	1642	748	894	296	296	250	86	1410	1255	1255	4530	5090	5530	455	540	
VT10 24	851	165	610	1250	1842	906	936	296	296	250	86	1395	1215	1215	4850	5420	5850	790	790	
VT10 25	923	207	595	1250	1917	929	989	334	334	315	106	1520	1340	1340	5280	5840	6270	790	790	
VT10 26	923	207	575	1250	1917	909	1009	334	334	315	106	1520	1340	1340	5270	5840	6270	790	790	
VT10 28	923	207	540	1250	1917	874	1044	334	334	315	106	1586	1406	1406	5480	6040	6480	790	790	

Hoist type	Dimensions [mm]								Wheels [mm]		C [mm]			Weight* [kg]			W'' [mm]			
	H	M	N	L	L1	L2	T	U	Dw	Max UU	RG - Rail gauge (mm)			RG - Rail gauge (mm)			N	S		
											2700	3400	4200	2700	3400	4200			5300	
VT11 24	1045	735	1460	2178	1074	1104	339	379	315	106	1865	1465	1465	1585	7100	8000	9150	10200	930	930
VT11 25	1045	725	1460	2178	1064	1114	339	379	315	106	1930	1530	1530	1530	7400	8400	9550	10600	930	930
VT11 26	1113	830	1750	2417	1164	1254	334	334	315	106	1980	1635	1635	1635	9600	10000	10300	10700	930	930
VT11 28	1113	792	1750	2417	1126	1292	334	334	315	106	2065	1720	1720	1720	10200	10600	10900	11300	930	930

Hoist type	Dimensions [mm]						Wheels [mm]				C [mm]			Weight* [kg]			W'' [mm]		
	M	N	L	L1	L2	T	U	Dw	Max UU	2700	3400	4200	RG - Rail gauge (mm)			N	S		
													2700	3400	4200			5300	
VT12 22	920	2100	2780	1260	1520	315	106	1805	1805	1805	1905	2005	10500	11500	13500	14200	15500	800	900
VT12 23	920	2100	2780	1260	1520	315	106	1805	1805	1805	1905	2005	11000	12000	14000	14700	16000	800	900
VT12 24	890	2100	2780	1230	1550	315	106	1885	1885	1885	1985	2085	11500	12500	14500	15200	16500	800	900
VT12 25	880	2100	2780	1220	1560	315	106	1905	1905	1905	2005	2105	12000	13000	15000	16000	17000	800	900
VT12 26	860	2100	2780	1200	1580	315	126	2000	2000	2100	2300	2400	14000	15000	17000	18000	19500	800	900
VT12 28	830	2100	2780	1170	1610	315	126	2105	2105	2205	2405	2505	16000	17000	19000	20000	21500	800	900

* Estimated values ** Lifting brake codes: N = normal, S = second brake option

VERLINDE is:

- The leading French manufacturer and exporter of lifting and handling equipment.
- A comprehensive range of 30 groups of lifting equipment from 60 to 250,000 kg.
- ISO 9001 Quality control certified and ISO 14001 Environmental Management Systems.



Our references

Metallurgy, Mechanics, Nuclear ➤ ArcelorMittal - Unimetal - Stein - NFM - Framatome - Alstom

Chemicals, Petrochemicals industry ➤ Sanofi Aventis - Du Pont De Nemours - Total

Aeronautical industry ➤ Aérospatiale - Airbus - Eurocopter - Air France - Aéroport de Paris - Snecma - Dassault Aviation

Agri-food industry ➤ Nestlé - Danone - Bel

Automobile industry ➤ Renault - Peugeot - Citroën - Scania - Ford - RVI - Volkswagen - Michelin - Massey Ferguson - Manitou - Toyota Industrial Equipment

Other sectors ➤ EDF - SNCF - RATP - Spie - Degremont - Eiffage - Polysius - Baudin Chateaufort



In France:

A sales network and after sales service points, EUROPONT travelling crane construction plants and a distributor network.

Abroad:

A customer service in more than 55 countries.



2, boulevard de l'Industrie - B.P. 20059 - 28509 Vernouillet cedex - France
Telephone : (33) 02 37 38 95 95 - Fax : (33) 02 37 38 95 99
Internet : www.verlinde.com